

Highly Stereoselective Brønsted Acid Catalyzed Synthesis of Spirooxindole Pyrans

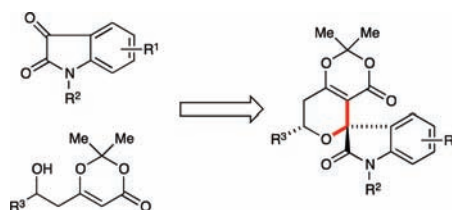
Jingqi Wang, Erika A. Crane, and Karl A. Scheidt*

Department of Chemistry, Center for Molecular Innovation and Drug Discovery,
Chemistry of Life Processes Institute, Northwestern University, Silverman Hall,
2145 Sheridan Road, Evanston, Illinois 60208, United States

scheidt@northwestern.edu

Received April 14, 2011

ABSTRACT



A Brønsted acid-catalyzed Prins-type cyclization sequence to construct spirooxindole pyrans in high yields and excellent diastereoselectivity has been developed. The combination of a β -hydroxy dioxinone fragment and isatin dimethyl acetal generate oxa-spirooxindoles efficiently. These compounds are diversifiable scaffolds that tap into the rich chemistry of dioxinones.

The spirooxindole alkaloids are a class of natural products containing a privileged bicyclic architecture.¹ Given their broad and interesting biological activities, convergent and stereoselective strategies to access this highly substituted system continue to fuel ongoing investigations of their therapeutic potential.² Toward this goal, a variety of synthetic strategies have been developed for the pyrrolidine–indole and spirooxindole core, including Mannich reactions, oxidative rearrangements, MgI₂-promoted ring

expansions, 1,3-dipolar cycloadditions, radical cyclizations, and intramolecular Heck reactions.^{3,4}

A potentially promising subset of these natural products are the oxa-spirooxindoles, which are an intriguing fusion of two privileged motifs, the tetrahydropyranone and pyrrolidinyl spirooxindole substructures (Scheme 1). They are characterized by a spiro ring fusion at the 3-position of the oxindole core with varied substitution about the pyran and/or oxindole ring.⁵ General approaches to this target are considerably more limited⁶ and include a stereoselective vinylogous aldol reaction of vinyl malononitrile to isatin derivatives under mild conditions.⁷ In 2009, Porco disclosed Prins cyclizations with isatin ketals.⁸ Most recently, Shintani and Hiyashi have reported a palladium-catalyzed decarboxylative cyclization of γ -methylidene- δ -valerolactones with isatins.⁹ We envisioned a catalytic

(1) Mander, L.; Liu, H.-W. *Natural Products Structural Diversity II*; Elsevier: New York, 2010; Vol. 2.

(2) (a) Marti, C.; Carreira, E. M. *Eur. J. Org. Chem.* **2003**, 2209. (b) Galliford, C. V.; Scheidt, K. A. *Angew. Chem., Int. Ed.* **2007**, *46*, 8748. (c) Trost, B. M.; Brennan, M. K. *Synthesis* **2009**, 3003.

(3) (a) Alper, P. B.; Meyers, C.; Lerchner, A.; Siegel, D. R.; Carreira, E. M. *Angew. Chem., Int. Ed.* **1999**, *38*, 3186. (b) Galliford, C. V.; Martenson, J. S.; Stern, C.; Scheidt, K. A. *Chem. Commun.* **2007**, 631. (c) Nair, V.; Mathai, S.; Augustine, A.; Viji, S.; Radhakrishnan, K. V. *Synthesis* **2004**, 2617. (d) Zhang, Y.; Wang, L.; Zhang, M.; Fun, H. K.; Xu, J. H. *Org. Lett.* **2004**, *6*, 4893. (f) Alcaide, B.; Almendros, P.; Rodriguez-Acebes, R. *J. Org. Chem.* **2006**, *71*, 2346. (g) Overman, L.; Watson, D. *J. Org. Chem.* **2006**, *71*, 2587 and references therein.

(4) (a) Chen, T.; Xu, X.-P.; Ji, S.-J. *J. Comb. Chem.* **2010**, *12*, 659. (b) Chen, X.; Wei, Q.; Luo, S.; Xiao, H.; Gong, L. *J. Am. Chem. Soc.* **2009**, *131*, 13819. (c) Companyó, X.; Zea, A.; Alba, A.-N. R.; Mazzanti, A.; Moyano, A.; Rios, R. *Chem. Commun.* **2010**, *46*, 6953. (d) Sridhar, R.; Srinivas, B.; Madhav, B.; Reddy, V.; Nageswar, Y.; Rao, K. *Can. J. Chem.* **2009**, *87*, 1704. (e) Helan, V.; Mills, A.; Drewry, D.; Grant, D. *J. Org. Chem.* **2010**, *75*, 6693.

(5) Nair, V.; Mathai, S.; Mathew, S. C.; Rath, N. P. *Tetrahedron* **2005**, *61*, 2849.

(6) Basavaiah, D.; Rao, J. S.; Reddy, R. J.; Rao, A. J. *Chem. Commun.* **2005**, 2621.

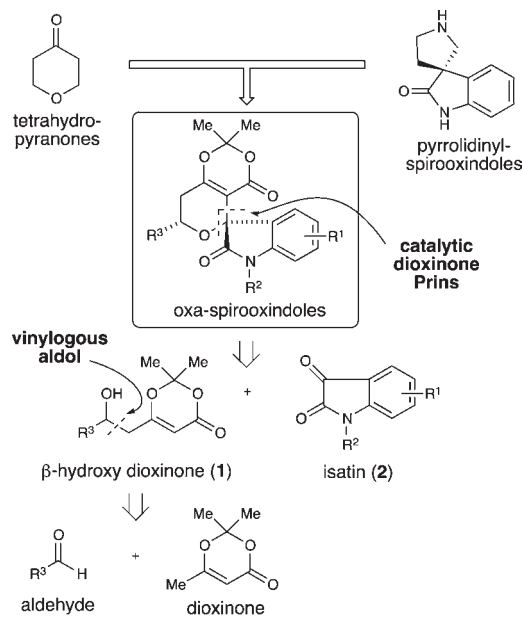
(7) Babu, T. H.; Karthik, K.; Perumal, P. T. *Synlett* **2010**, 1128.

(8) (a) Castaldi, M. P.; Troast, D. M.; Porco, J. A. *Org. Lett.* **2009**, *11*, 3362. For a related formal [5 + 2] transformation with isatin ketals, see: Zhang, Y.; Panek, J. S. *Org. Lett.* **2009**, *11*, 3366.

(9) (a) Shintani, R.; Hayashi, S.; Murakami, M.; Takeda, M.; Hayashi, T. *Org. Lett.* **2009**, *11*, 3754. (b) Shintani, R.; Tsuji, T.; Park, S.; Hayashi, T. *J. Am. Chem. Soc.* **2010**, *132*, 7508.

approach that (a) was modular with respect to the indole and pyran unit and (b) delivered oxa-spirooxindoles with high levels of selectivity (including control over absolute stereochemistry) would permit rapid construction of this bioactive motif.

Scheme 1. Modular Strategy to the Spirooxindole Pyrans



In 2005, we reported the Lewis acid catalyzed condensation of β -hydroxy dioxinones with aldehydes to produce 2,6-cis-disubstituted tetrahydropyran-4-ones.¹⁰ The β -hydroxydioxinones are useful building blocks and straightforward to prepare from aldehydes and dioxinone by known catalytic enantioselective vinyllogous aldol reactions.¹¹ In addition to the established reactions with dioxinones such as acylations,¹² photochemistry,¹³ and alkylations,¹⁴ this moiety possesses a deactivated enol-type alkene and provides a versatile synthetic handle in the form of a protected β -ketoester. The use of β -hydroxy dioxinone fragments in Prins-type chemistry is a component of our larger platform aimed at developing new methods toward

(10) Morris, W. J.; Custar, D. W.; Scheidt, K. A. *Org. Lett.* **2005**, *7*, 1113.

(11) (a) Singer, R. A.; Carreira, E. M. *J. Am. Chem. Soc.* **1995**, *117*, 12360. (b) (c) Villano, R.; Accocella, M. R.; De Rosa, M.; Soriente, A.; Scettri, A. *Tetrahedron: Asymmetry* **2004**, *15*, 2421.

(12) (a) Boeckman, R. K.; Pruitt, J. R. *J. Am. Chem. Soc.* **1989**, *111*, 8286. (b) Boeckman, R. K.; Shao, P. C.; Wroblewski, S. T.; Boehmler, D. J.; Heintzelman, G. R.; Barbosa, A. J. *J. Am. Chem. Soc.* **2006**, *128*, 10572. (c) Calo, F.; Richardson, J.; Barrett, A. G. M. *Org. Lett.* **2009**, *11*, 4910.

(13) (a) Dritz, J. H.; Carreira, E. M. *Tetrahedron Lett.* **1997**, *38*, 5579. (b) Winkler, J. D.; Bowen, C. M.; Liotta, F. *Chem. Rev.* **1995**, *95*, 2003.

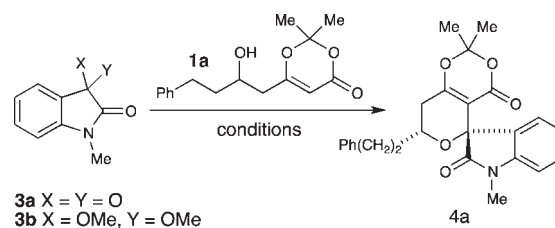
(14) Seebach, D.; Misslitz, U.; Uhlmann, P. *Chem. Ber.* **1991**, *124*, 1845.

(15) (a) Crane, E. A.; Scheidt, K. A. *Angew. Chem., Int. Ed.* **2010**, *49*, 8316. (b) Custar, D. W.; Zabawa, T. P.; Hines, J.; Crews, C. M.; Scheidt, K. A. *J. Am. Chem. Soc.* **2009**, *131*, 12406. (c) Custar, D. W.; Zabawa, T. P.; Scheidt, K. A. *J. Am. Chem. Soc.* **2008**, *130*, 804. (d) Farmer, R. L.; Biddle, M. M.; Nibbs, A. E.; Huang, X.; Bergan, R. C.; Scheidt, K. A. *ACS Med. Chem. Lett.* **2010**, *1*, 400.

the construction of oxygen-containing heterocycles² and their subsequent application in total synthesis/chemical biology activities.¹⁵

During investigations to engage additional electrophiles beyond aldehydes for our tetrahydropyranone method, we found that a β -hydroxy dioxinone underwent addition to acetone in the presence of a strong Lewis acid ($\text{BF}_3 \cdot \text{OEt}_2$) in a Prins-type process. Based on this observation, we initiated an examination of isatins as potential electrophiles¹⁶ which could in turn provide facile access to oxa-spirooxindole structures.

Table 1. Acid Optimization



3a X = Y = O
3b X = OMe, Y = OMe

entry	3	conditions ^a	dr ^b (%)	yield ^c (%)
1	3a	20 mol % $\text{Sc}(\text{OTf})_3/\text{CaSO}_4$, 0 °C, 4 h; 20 °C, 12 h		0
2	3a	$\text{BF}_3 \cdot \text{OEt}_2$, 0 °C, 4 h; 23 °C, 12 h	20:1	4
3	3b	20 mol % $\text{Sc}(\text{OTf})_3/\text{CaSO}_4$, 0 °C, 4 h; 20 °C, 12 h		0
4	3b	$\text{BF}_3 \cdot \text{OEt}_2$, 0 °C, 4 h; 23 °C, 12 h	20:1	26
5	3b	5 mol % TfOH	20:1	32
6	3b	20 mol % TfOH	20:1	52
7	3b	20 mol % TfOH, 5 Å MS	20:1	70
8	3b	20 mol % TfOH, 5 Å MS ^d	20:1	93

^a Reaction conditions (entries 1–4): **1a** (1.0 equiv), **3a** or **3b** (1.0 equiv), CH_2Cl_2 (0.05 M), temperature and time as indicated (entries 5–8): **1a** (1.0 equiv), **3b** (1.0 equiv), 0.05 M in CH_2Cl_2 , 0 °C, 30 min; warm to 20 °C, 1 h. ^b Diastereoselectivity was determined from ¹H NMR spectra of unpurified material. ^c Yield of isolated tricyclic product. ^d 1.5 equiv of dioxinone **1a**.

At the onset, our overall strategy focused on a sequential (not tandem) combination of a general aldehyde, a three-carbon acetoacetate fragment (dioxinone), through a vinylous aldol followed by a Prins reaction with the resulting β -hydroxy dioxinone and isatin (**2**, Scheme 1). The three separate inputs in this reaction design would make it amenable to diversity-oriented synthesis.¹⁷ We first explored the reactivity of *N*-methylated isatin **3a** with

(16) (a) da Silva, J. F. M.; Garden, S. J.; Pinto, A. C. *J. Braz. Chem. Soc.* **2001**, *12*, 273. (b) Vyas, D. J.; Fröhlich, R.; Oestreich, M. *J. Org. Chem.* **2010**, *75*, 6720. (c) Lai, H.; Huang, Z.; Wu, Q.; Qin, Y. *J. Org. Chem.* **2008**, *74*, 283. (d) Toullec, P. Y.; Jagt, R. B. C.; de Vries, J. G.; Feringa, B. L.; Minnaard, A. J. *Org. Lett.* **2006**, *8*, 2715. (e) Tomita, D.; Yamatsugu, K.; Kanai, M.; Shibasaki, M. *J. Am. Chem. Soc.* **2009**, *131*, 6946. (f) Nair, V.; Rajesh, C.; Dhanya, R.; Rath, N. P. *Tetrahedron Lett.* **2002**, *43*, 5349. (g) Smet, M.; Van Oosterwijck, C.; Van Hecke, K.; Van Meervelt, L.; Vandendriessche, A.; Dehaen, W. *Synlett* **2004**, 2388. (h) Liang, B.; Kalidindi, S.; Porco, J. A.; Stephenson, C. R. *J. Org. Lett.* **2010**, *12*, 572.

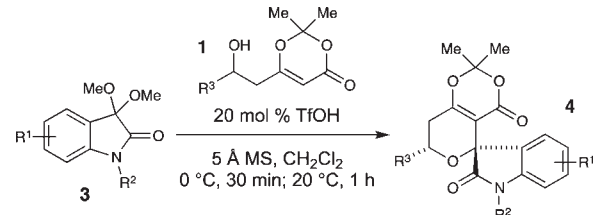
(17) (a) Burke, M. D.; Berger, E. M.; Schreiber, S. L. *J. Am. Chem. Soc.* **2004**, *126*, 14095 and references therein.

β -hydroxy dioxinone **1a** under catalytic scandium(III) triflate conditions, which resulted in no reaction (entry 1, Table 1).¹⁸ When a more robust Lewis acid such as $\text{BF}_3 \cdot \text{OEt}_2$ was used, even stirring at 23 °C for 12 h only afforded a 4% yield of the desired tricyclic product (entry 2). We then decided to increase the reactivity of the *N*-methylisatin substrate by converting it into the *N*-methylisatin dimethyl ketal **3b**, which would presumably generate a reactive oxocarbenium ion in situ under the acidic conditions. Unfortunately, the reaction with this new isatin derivative was still not promoted by scandium(III) triflate (entry 3), but $\text{BF}_3 \cdot \text{OEt}_2$ did afford the desired product **4a** in 26% yield with excellent diastereoselectivity (entry 4). With this encouraging result, we performed a thorough Lewis acid screen¹⁹ and identified Sn(IV) or silyl triflates as good promoters of this reaction, but reducing the amounts below 1 equiv for this reaction provided significantly reduced yields of the desired products.

We then turned our attention to employing catalytic amounts of Brønsted acids to facilitate this process. The reaction was not promoted by H_3PO_4 , *p*-TSA \cdot H_2O , TFA, or Tf_2NH ,²⁰ however, 50 mol % of TfOH, H_2SO_4 , and MeSO_3H all catalyzed the reaction (data not shown). Our best result was achieved with 20 mol % of TfOH, 1 equiv of isatin diketal **3b**, and 1.5 equiv of dioxinone **1a**, affording the desired product **4a** in 93% yield with excellent levels of diastereoselectivity favoring the 2,6-*cis* isomer (entry 8). It is worth noting that addition of flame-dried 5 Å molecular sieves to the reaction mixture was crucial to achieve the high yields for this process.

With these catalytic Brønsted conditions, we surveyed isatin ketal substrate scope and found that both electron-donating and -withdrawing substituents are tolerated at either the 5 or 6 position when the nitrogen of the isatin was methyl or benzyl group protected (Table 2, entries 1–6). The relative stereochemistry of these tricyclic products was determined by X-ray crystallographic analysis.²¹ In addition, the unprotected isatin substrate was compatible with the reaction conditions (entry 7), but no reaction was observed with more sterically demanding substrates, such as 4-bromoisatin (data not shown). We then explored the substrate scope of the dioxinones and found that with alkyl (linear and branched) or aromatic substitution moderate to high yields (51–88%) were achieved with no adverse

Table 2. Substrate Scope

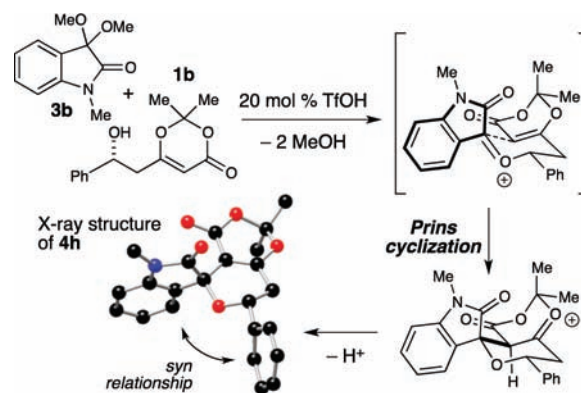


entry	3	R ¹	R ²	1	R ³	dr	yield (%)
1	3b	H	Me	1a	(CH ₂) ₂ Ph	20:1	93 (4a)
2	3c	5-OMe	Me	1a	(CH ₂) ₂ Ph	20:1	89 (4b)
3	3d	6-Br	Me	1a	(CH ₂) ₂ Ph	20:1	80 (4c)
4	3e	H	Bn	1a	(CH ₂) ₂ Ph	20:1	71 (4d)
5	3f	5-OMe	Bn	1a	(CH ₂) ₂ Ph	20:1	94 (4e)
6	3g	6-Br	Bn	1a	(CH ₂) ₂ Ph	20:1	81 (4f)
7	3h	H	H	1a	(CH ₂) ₂ Ph	20:1	72 (4g)
8	3b	H	Me	1b	Ph	20:1	81 (4h)
9	3b	H	Me	1c	3,5-(CH ₃) ₂ C ₆ H ₃	20:1	63 (4i)
10	3b	H	Me	1d	cyclohexyl	20:1	88 (4j)
11	3b	H	Me	1e	cyclopropyl	20:1	66 (4k)
12	3b	H	Me	1f	CH ₂ CO ₂ CH ₃	20:1	69 (4l)
13	3b	H	Me	1g	(CH ₂) ₂ CCH ₂ OBn	20:1	66 (4m)
14	3b	H	Me	1h	(CH ₂) ₂ OBn	20:1	51 (4n)
15	3b	H	Me	1i	(CH ₂) ₅ N ₃	20:1	57 (4o)

impact on diastereoselectivity of the resulting spiro-tricyclic product **4** (entries 8–15).

To shed light on the reaction mechanism of this diastereoselective process, we isolated the minor diastereomer of **4g** from the reaction under TMSOTf conditions and submitted this diastereomer to the optimized catalytic acid conditions in Table 2. No conversion to major diastereomer **4g** was observed, which supports that this Prins cyclization is a kinetically controlled process. The current rationale for the high diastereoselectivity observed in this reaction is shown in Scheme 2. The combination of the isatin ketal and β -hydroxy dioxinone leads to initial formation of the oxocarbenium ion intermediate. The aryl

Scheme 2. Proposed Cyclization Mechanism



(18) Compound **1a** and related compounds can be prepared in high ee for some cases; see: (a) Singer, R. A.; Carreira, E. M. *J. Am. Chem. Soc.* **1995**, *117*, 12360. (b) De Rosa, M.; Accocelli, M. R.; Soriente, A.; Scettri, A. *Tetrahedron: Asymmetry* **2003**, *14*, 2499. (c) Custar, D. W.; Zabawa, T. P.; Hines, J.; Crews, C. M.; Scheidt, K. A. *J. Am. Chem. Soc.* **2009**, *131*, 12406. However, for this study, we employed racemic material. For a report of scandium(III)-catalyzed additions to isatins, see: Hanhan, N. V.; Sahin, A. H.; Chang, T. W.; Fettinger, J. C.; Franz, A. K. *Angew. Chem., Int. Ed.* **2010**, *49*, 744.

(19) In addition to the Lewis and Brønsted acids shown Table 1, the following were examined and provided inferior results: TiCl_4 , SnCl_4 , ZnCl_2 , $\text{Zn}(\text{OTf})_2$, $\text{Mg}(\text{OTf})_2$, $\text{Sm}(\text{OTf})_3$, $\text{La}(\text{OTf})_3$, TMSOTf, TMSCl, and HNTf₂.

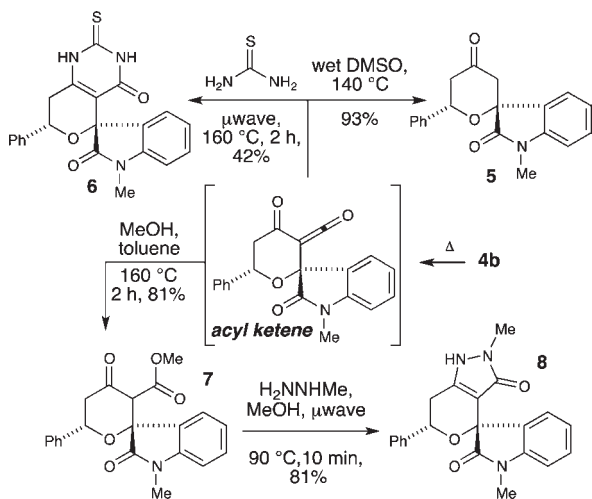
(20) (a) Ishihara, K.; Hiraiwa, Y.; Yamamoto, H. *Synlett* **2001**, 1851. (b) Yamamoto, H.; Futatsugi, K. *Angew. Chem., Int. Ed.* **2005**, *44*, 1924.

(21) See the Supporting Information for details and CCDC numbers.

(22) Gung, B. W.; Xue, X.; Reich, H. J. *J. Org. Chem.* **2005**, *70*, 7232.

substituent of the oxindole moiety adopts a pseudoequatorial position, syn to the R substituent of the dioxinone. There may also exist additional stabilization resulting from O (lone pair)– π interaction between the carbonyl of the dioxinone and the aryl ring of the isatin.²² The intervention of a 2-oxonia Cope [3,3]-sigmatropic process during Prins reaction could potentially epimerize the stereochemistry of the dioxinone under the reaction conditions.²³ However, complete transfer of enantiomeric excess was observed (60% ee **1a** with isatin **3b** provides **4a** in 60% ee).

Scheme 3. Diversification of Tricyclic Spirooxindole



By tapping into the embedded β -keto ester functional group of the new tricyclic dioxinone oxa-spirooxindoles, a variety of different structures can be accessed quickly. A thermally initiated retro [4 + 2] cycloaddition allows access to a reactive acyl ketene intermediate (Scheme 3). When the tricyclic dioxinone **4h** is heated in wet DMSO, a standard decarboxylation of the in situ generated β -keto acid affords tetrahydropyranone **5**. Under similar thermal parameters, the dioxinone functional group of **4h** can be exchanged for a thiouracil **6** by heating with thiourea (42%).²⁴ Lastly, a simple acylation with methanol produces the β -keto ester (**7**). When methylhydrazine is added after this esterification, the tricyclic pyrrolidinone (**8**) can be isolated in excellent yield for the two steps (81%).

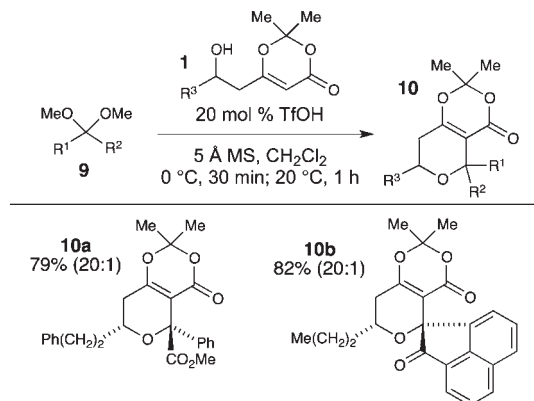
We have also explored different ketal structures beyond isatins (Scheme 4). For example, the combination of a β -hydroxy dioxinone and the dimethyl ketal of methyl benzyl formate under the Brønsted acid conditions produced trisubstituted tetrahydropyran **10a**. In addition, we were able to obtain the pentacyclic product **10b** by adding to the dimethyl ketal of 1,2-naphthylenedione. However,

(23) (a) Roush, W. R.; Dilley, G. J. *Synlett* **2001**, 955. (b) Jaber, J. J.; Mitsui, K.; Rychnovsky, S. D. *J. Org. Chem.* **2001**, *66*, 4679. Racemization was not observed in Porco's recent Prins reactions with isatins; see ref 8a.

(24) We thank Dr. James Leahy (Exelixis) for this suggestion.

ketal substrates such as the dimethyl ketal of phenyl acetone or benzophenone are not suitable substrates. This lack of reactivity may be due to stabilization of the corresponding oxocarbenium intermediate generated with the adjacent phenyl (or bis-phenyl) groups. The lack of an adjacent, destabilizing electron-withdrawing group as with the isatins may impede C–C bond formation to close the THP ring. Further exploration of the α -keto substrate scope is currently underway and will provide more insight into the expanded potential of this method.

Scheme 4. Additional Substrates



In summary, we have developed a modular and highly stereoselective approach to construct spirooxindole pyrans in high yield with catalytic Brønsted acid. The overall combination of an aldehyde, an acetoacetate fragment (dioxinone), and isatin provides an efficient and diastereoselective route for diversified products with complete transfer of stereochemistry from the β -hydroxy intermediate to the products. The high levels of 2,6-cis selectivity observed for this catalytic process is attributed to the equatorial preference of the oxindole moiety. This study sets the stage for the generation of focused libraries for screening efforts geared toward leveraging small compound synthesis for advances in biomedical research. Efforts to realize this potential and advance dioxinone-driven Prins methods in new directions are ongoing in our laboratory.

Acknowledgment. Support for this work was provided by the National Institutes of General Medical Sciences (NIGMS P50 GM086145-01), the National Cancer Institute (R01 CA126827), Amgen, GlaxoSmithKline, and AstraZeneca. E.A.C. thanks the Malkin Scholars Program for support (Robert H. Lurie Comprehensive Cancer Center at Northwestern University).

Supporting Information Available. Experimental procedures and spectral data for all new compounds. This material is available free of charge via the Internet at <http://pubs.acs.org>.